

SANT NIRANKARI PUBLIC SCHOOL, TILAK NAGAR

HOLIDAY HOMEWORK OF CLASS: PRE SCHOOL



**Sweet as a berry, Summer is merry
Cool fruits and lemonade
A memory that will never fade
Vacations are always FUN
Remember not to go out in the sun!!**

Dear Parents,

It's Summer time, when students can relax and enjoy their free time. It is a time to catch up on rest, spend time with family and friends, explore new hobbies and visit new places. Summer vacation brings a lot of fond memories. These vacations are the most fun period of the year.

As the school closes for summer break we have planned some activities for your child to enhance his / her learning skills in a fun filled way.

LET'S LEARN TO BE INDEPENDENT

It is very important for the holistic development of the child to learn and implement some basic etiquettes and manners in their day to day life. Kindly help your ward in learning basic things during the vacations that can assist our little students in their overall **PHYSICAL AND MENTAL DEVELOPMENT and make them independent.**

- **Brush your teeth twice a day.**
- **Take bath regularly.**
- **Wash your hand before and After every meal.**
- **Trim your nails regularly.**
- **Learn how to zip your school bag.**
- **Learn how to button and unbutton the shirt.**
- **Learn taking self-care while using the washroom.**
- **Learn how to wear shoes and socks.**

BE SMART AND BE POLITE

Kindly help your child to inculcate good habits like:

- Always teach them to greet all elders in the morning.
- Use magic words like: SORRY, THANK YOU, PLEASE, WELCOME AND EXCUSE ME.
- Learn to listen.
- Let them take their own plates after every meal.
- Learn to listen patiently.

FINE MOTOR SKILLS

To develop “fine motor skills” let your child indulge in activities like:

- Turing the pages of book.
- Pasting and gluing.
- Eating with a fork or spoon.
- Mashing Potatoes.
- Shelling out Peas.
- Peeling fruit like banana.
- Settling the table.
- Turing the door knobs.
- Opening and closing of zippers
- Opening and closing of bottle cap / tiffin lid.

FATHER'S DAY CRAFT AND MAKE THEM FEEL SPECIAL.....

On father's day i.e. 18th June 2023 make your father feel very special by doing simple craft work with the help of your mother / sibling and click beautiful photographs and send it to your class teacher. Sharing below some craft samples.



Make any one craft as per your choice and click the pictures with your dad and send the same to your class teacher.

INTERNATIONAL YOGA DAY (21ST JUNE 2023)

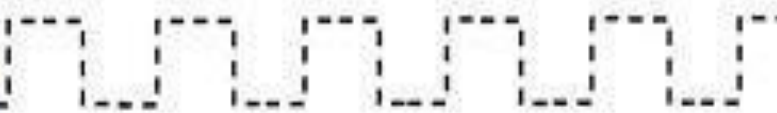

Make your ward practice some simple yoga asana and encourage them to do the same on regular basis. Educate them about the benefits of yoga in daily life. Click the picture and share it with the class teacher.

TIME TO RECAPE THE WORK DONE IN CLASS THROUGH DIFFERENT ACTIVITIES AND WORKSHEETS:

1. DO BINDI PASTING ACTIVITY IN THE WORKSHEET GIVEN BELOW:



Can you take the kids to their vehicles? Can you name each Vehicle which is your favourite :-)

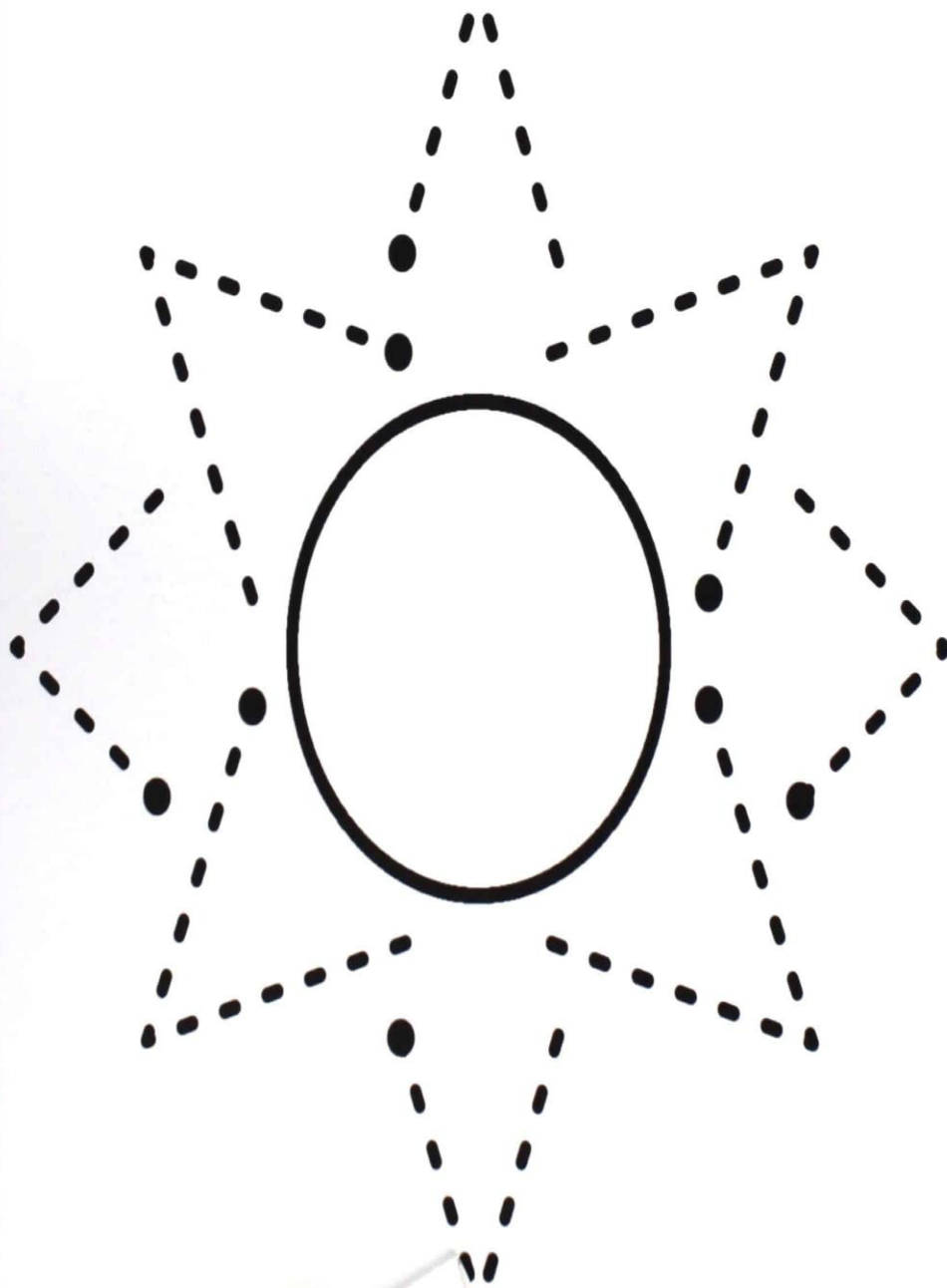


2. PASTE MATCH STICKS AND COMPLETE THE SUN:

Pre-Writing

Name: _____

Sun Tracing




Directions: Trace the


©ABC's of Literacy



3. DO PAPER TEARING IN THE FLOWER:



4. COLOR THE PICTURE USING EAR BUD PAINTING:



5. MAKE A BEAUTIFUL HANGING USING WASTE MATERIAL:



6. MAKE A SEPARATE NOTEBOOK (3 IN 1) AND DO THE FOLLOWING WORK IN IT: COVER IT WITH PINK SHEET

- PRACTICE OF WRITING LETTERS DONE IN CLASS.
- WRITTEN PRACTICE OF NUMBERS 1 TO 10.(2 TIMES)

NOTE: PASTE ALL THE WORKSHEETS GIVEN ABOVE IN YOUR 3 IN 1 NOTEBOOKS.

