


**SANT NIRANKARI PUBLIC SCHOOL, TILAK NAGAR**

**HOLIDAYS HOMEWORK CLASS - I**

**SESSION: 2024-25**

**(SUMMER BREAK :- 20.05.2024-02.07.2024)**



---

# PRACTICE DAILY !

**Use three phrases in day to day life :-**

- **Good Morning!**
- **How are you?**
- **I am fine, thank you.**
- **May I come in ?**
- **May I go to the washroom ?**
- **May I wash my hands ?**
- **May I have my lunch ?**
- **Thank you**
- **You are welcome.**

## ENGLISH

- Read Lesson-2 '**KOKI AND MOMO**' and revise the work done in the classroom.
- Do one page of '**Cursive writing**' **daily** in a separate notebook to increase writing speed.
- Learn poem **Friends** with actions for fluent poem recitation.
- Watch these **Youtube videos** on sound of alphabet:

<https://youtu.be/2n4enj6YMnw?si=gLNrcFONefsPF-Oa>

<https://youtu.be/d4PKjUFyyoM?si=8bAUKr91PTnkVuu6>

And **read one page of your English book daily** to improve your reading skills.

- **Activity** : Make flashcards on **any one of the topics as per your Roll no.**
  1. Naming Words [ Roll no.1-14]
  2. Describing words [ Roll no.15-28]
  3. Action words [ Roll no.29-42]
- Take the printout of the worksheets and do it on your own for revision.

## MATHS

- Write **Number Names from 1-30.**
- Do **practice adding upto 20 through different concrete materials** like pebbles,ice-cream sticks etc.
- **Learn and write table 1 to 3** and learn ,write **counting 1 to 200**

**All the above mentioned work is to be done in a Holiday Homework Notebook.**

- Complete the worksheets given.
- **ACTIVITY : Addition Game**

### I. ADDITION GAME

**Skills Developed** - Gross motor Skills, Social skills, Thinking skills, Cognitive skills.


Practice makes perfect and we know that it's true when it comes to math. So, let's practice addition with this fun "Paper Plate Addition Game".

This fine motor Math facts activity is a hands-on way for kids to practice Addition. It's so easy to set up and lots of fun.

**Supplies Needed** -Paper Plate, Buttons, black marker and dice.

**How to make** - Use black marker to draw a line across the centre of your plate. Next draw a line to divide the top half again. See the image for an illustration. Write a Plus sign between top parts

**How to Play** -Roll one dice, place that number of buttons in the first section of your plate. Roll the dice again. Place that number of buttons in the second section. Add the two sections together and put the correct number of buttons in the bottom half of the plate. Remove the buttons and play again ....



## हिन्दी

- पाठ- 4 इ की मात्रा पढ़ो और उससे जुड़े 10 शब्दों को याद करके आना है।
- पाठ- 5 ई की मात्रा पढ़ो और उससे जुड़े 10 शब्दों को याद करके आना है।
- रोजाना 1-1 पन्ना सुंदर सुलेख करे।
- अप्रैल और मई के सभी कार्यों का अभ्यास कार्य कॉपी मे करे।

### गतिविधि (Activity)

- 1) ई की मात्रा वाले किन्ही 5 शब्दों को चित्र के साथ एक चार्ट में बनाकर लाना हैं।
- 2) इ की मात्रा वाले किन्ही 5 शब्दों को चित्र के साथ एक चार्ट में बनाकर लाना हैं।

# COMPUTER

- Visit the places where the computer has been used and click your picture at that place, take print out of it and paste it in your **Computer Notebook**
- **Draw types of computers and digital devices** in your computer notebook with the help of your computer book.

- 
- Complete the worksheet given.

## **G.K**

- Make a **poster on A3 size** by pasting picture of the **ANYONE** of following and naming it too:
  1. Good Habits vs Bad Habits [ roll no.1 to 7 ]
  2. Indoor vs Outdoor games [ roll no.8 to 14 ]
  3. Places of worship [ roll no.15 -21 ]
  4. National Symbols [ roll no.22-28]
  5. Festivals [roll no.29 to 35 ]
  6. Our Community helpers [ roll no.26-42 ]

## **ART AND CRAFT**

- Do page 18,22 and 40 of the book in the drawing fle.

---

# WORKSHEETS AND ACTIVITIES



Make this poster on **A4 size sheet** and help the child to complete it

**ENGLISH ACTIVITY -1**

**ALL ABOUT**

**I am**  **years old**

*I Live with*

**My Friends Are**

**I like to watch**

**My Favorite:**

COLOR: \_\_\_\_\_

FOOD: \_\_\_\_\_

ANIMAL: \_\_\_\_\_

**Favorite activities**

\_\_\_\_\_  
\_\_\_\_\_  
\_\_\_\_\_  
\_\_\_\_\_







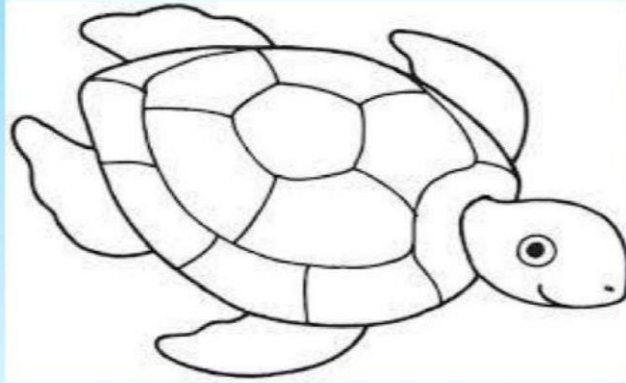
**BOOKS:**

*I am good at*

**When I grow up I want to be...**



Cut out and paste all the 'sh' words in the baby turtles.




when	ship	wish	short	lunch	moth	chin
the	fish	wheat	chew	bench	shop	rush

Choose the related words and write them in correct box.

Rubbish or Treasure words



shop  
shup  
wish  
dish  
fish  
fush  
dush  
cush  
shot  
ship  
shock



## हिन्दी

1 पाठशाला जाने के लिए अपना बस्ता खुद तैयार कीजिए। देखिए, कौन-सी चीजें हम बस्ते में नहीं रखते उन पर गोला लगाइए।



2 निम्नलिखित जानवरों को उनकी टाँगों से मिलाइए।



शब्दों को पढ़कर सही स्थान पर लिखिए



इ 'ि' की मात्रा

1. \_\_\_\_\_
2. \_\_\_\_\_
3. \_\_\_\_\_
4. \_\_\_\_\_

ई 'ी' की मात्रा

1. \_\_\_\_\_
2. \_\_\_\_\_
3. \_\_\_\_\_
4. \_\_\_\_\_

## खोज छीन

अखण्डार ष पत्रिका से अ और आ मात्रा के शब्द खोज कर उन्हें नीचे दिए गए स्थान में चिपकायें।



4 निम्नलिखित अनुच्छेद को चित्रों के नाम लिखकर पूरा कीजिए।

एक  ..... था। घर की  .....  
 पर  ..... के पेड़ की छाया  
 थी। राम छाया में बैठकर  .....  
 पढ़ता था। एक बार एक  .....  
 राम के ऊपर गिरा। राम के  .....  
 खराब हो गए। राम  ..... पर  
 जाकर नहाया। फिर  .....  
 छा गए। पानी बरसा। राम ने बारिश में  
 एक  ..... रख दिया। टब  
 भर गया।



## The Hungry Alligators

*“Greater Than” Alligator*

*“Less Than” Alligator*

45  21

30  35

**Step 1: Cut out the alligators at the bottom of the page.**

**Step 2: Paste “Greater than Alligator” or “Less than Alligator” in each square to show which number is larger. Colour the alligators too.**

**Be sure the alligator is eating the bigger number.**

88

67

51

45

50

87

78

53

99

77

96


100

58

88

66

79



## MATH HOLIDAY HOMEWORK

NAME: \_\_\_\_\_ CLASS: I- \_\_\_\_\_

Fill in the missing numbers.





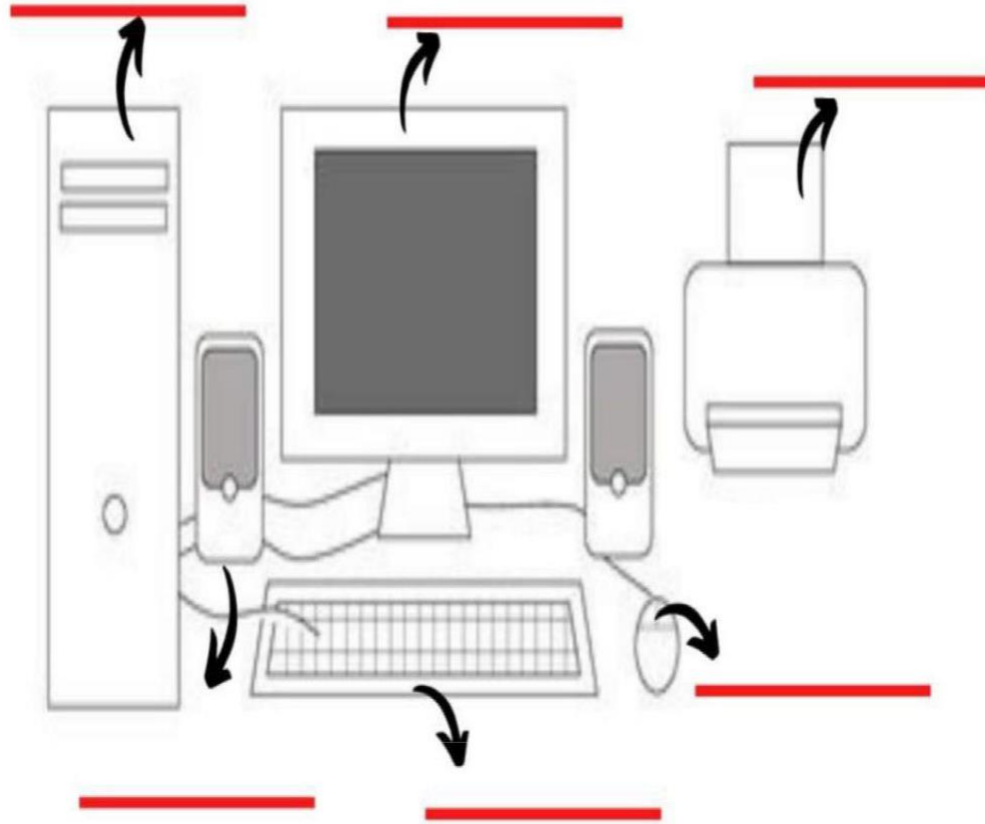
(Integrated Worksheet)



Name of the Vegetable	Number	Number Name
P _ _ A _ O		
_ O M _ _ _		
C _ C _ _ B _ _		
T _ _ N _ P		
_ _ I O _		
C _ _ R _ _		
B R _ _ J _ _		

CLASS-I	COMPUTER SCIENCE WORKSHEET	COMPUTER A MACHINE
---------	----------------------------	--------------------

- Label the parts of the computer and colour them.



4. Make a small video on the places you visited during the summer holidays and send it to your teacher. (Socio Emotional and Cognitive development)



10. To keep you and your family members fit it's important to do yoga daily. We celebrate **YOGA DAY** on **21st June** on that day all the family members should do yoga and **send the pictures and videos to the class teacher on personal Whatsapp.**

## CALM DOWN YOGA



**I am strong.**  
WARRIOR 2 POSE



**I am kind.**  
TREE POSE



**I am wise.**  
HERO POSE



**I am brave.**  
CHAIR POSE



**I am friendly.**  
DOWNWARD-FACING DOG POSE

**#STAY SAFE**

**#HAPPY HOLIDAYS**

***The School will reopen on 03.07.2024 (Wednesday)***

