



# **SANT NIRANKARI PUBLIC SCHOOL, TILAK NAGAR**

***CLASS - 2***

*SESSION 2025-26*

**HOLIDAY HOMEWORK**



Dear Parents,

Holidays are special breaks from our everyday schedules, and we all eagerly await them. Finally, the much-awaited summer vacations are here! The hot, windy days of April and May make us all excited for this long break, a time to relax and have fun.

It's a great time for you to cherish the little joys of your child. It's important to limit screen time and supervise the channels your child watches. Provide valuable guidance and spend quality time with them. Make these holidays memorable by creating a nurturing and stimulating environment at home that is full of fun, excitement, and learning. Here are a few suggestions for parents:

- Engage in meaningful conversations every day.
- Read a variety of storybooks.
- Assign small household responsibilities to help them become independent.
- Teach them the importance of moral values in their lives.
- Participate in various indoor games with them.

While it's crucial to take breaks and have fun, it's equally important to keep learning. Find a balance between work and play, and let your child grow along the way.

The objective of holiday homework is to empower our students to work independently and enhance their academic abilities. Please take note:

- Prepare a systematic timetable and follow it religiously from the very first day.
- Allow them to complete their homework on their own under your guidance.
- Remember to capture the fun moments while engaging in the given activities and paste the corresponding pictures in your album!.
- Encourage them to dedicate some time each day to writing one page of English in a separate notebook to enhance their handwriting skills.
- Encourage them to choose two new words from their daily conversations and write them down in their notebook.

---

# PRACTICE DAILY !

Use three phrases in day to day life :-

- Good Morning!
- How are you?
- I am fine, thank you.
- May I come in ?
- May I go to the washroom ?
- May I wash my hands ?
- May I have my lunch ?
- Thank you
- You are welcome.

# ENGLISH

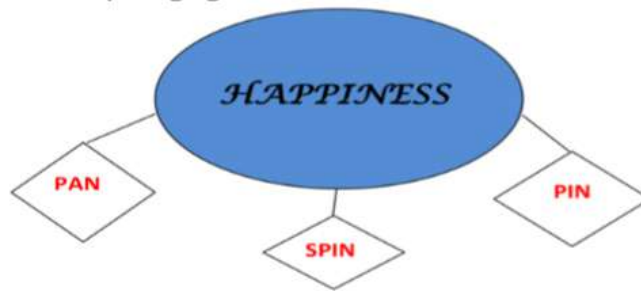
- Read Lesson-8 '**Be Punctual**' and revise the work done in the classroom.
- Do one page of '**Cursive writing**' **daily** in a separate notebook to increase writing speed.
- Learn poem **Merry Squirrel** with actions for fluent poem recitation.

And **read one page of your English book daily** to improve your reading skills.

- **Activity** : Make **PROJECT** on **any one of the topics** as per your **Roll no.**

## **1. Wall hanging on VOCABULARY [ Roll no.1-14]**

Cut a big circle on an A3 sheet write a big word on it. For example HAPPINESS and illustrate it. Now make as many small words as you can from the letters of the big word for example pin, spin etc. And write each word on small decorative cut outs of any shapes from another A4 sheet attach these cut outs to the big circle using satin ribbon. You can use your creativity to make a vocabulary hanging attractive.



## **2. Wall hanging on DESCRIBING WORDS [ Roll no. 15-25]**

## **3. Model of Common Noun and Proper Noun [ Roll no.25-30]**





#### 4. Model on Articles -A,AN,THE [ Roll no.31-40]

- Take help of Youtube for making models.

##### PT 1 SYLLABUS :

- Picture Description
- MCB: L-8 Be Punctual
- GRAMMAR: L-2 and 5

Take the printout of the worksheets and do it on your own for revision.


## MATHS

- Do practice of CH-1,2,3,4 in a **Holiday Homework Notebook**.
- **Learn and write table 0 to 8.**
- Complete the worksheets given.

##### PT-1 SYLLABUS:

- Tables 6-8
- Number names 101-400
- CH-2 and 9

##### ACTIVITY 1 [ROLL NO.1-20]



Activity; Prepare atleast two patterns on any of the below given format.

- Picture pattern
- Number pattern
- Shape pattern
- Colour pattern

##### ACTIVITY 2 [ROLL NO.21-40]

## FAMILY BIRTHDAYS



In a scrapbook, record the birthdays of your family members in ascending order of age. That means start with the youngest member. Also, include pictures of each family member.

- Math activities need to be done on A3 size sheet.

-

## हिन्दी

- २० सुन्दर सुलेख शब्द कॉपी में लिखिए ।
- बिंदु और चंद्रबिंदु से संबंधित चार चार प्रश्न कार्ड बनाओ ।
- सुनहरी धूप और व्याकरण का अब तक कराया गया कार्य याद करो ।
- अवकाश के समय आपने समय का सदुपयोग कैसे किया ? पाँच वाक्यों में वर्णन हिंदी की कॉपी में करें।

गतिविधि :

१. पंचतंत्र की कोई भी एक हिंदी कहानी पढ़ो और उस कहानी से संबंधित चित्र बनाकर कहानी का शीर्षक , उसमें आए चरित्रों के नाम तथा उस कहानी से आपको क्या सीख मिली A3 size sheet पर लिखो ।
२. स्वच्छ भारत पर १ पोस्टर बनाओ । ( Roll no.1-10)  
<https://youtu.be/BV0NJcoO6k8?si=6d74jX4ly8bVdMzH>
३. A3 size शीट पर शब्द लड़ी बनाओ। ( Roll no.11-20) 📌

(a) शब्द लड़ी (Reference image)



दी गई कार्यपत्रिका करें

४. संज्ञा शब्दों पर फ्लैश कार्ड बनाओ। (Roll no.21-30)  
५. सर्वनाम शब्दों पर फ्लैश कार्ड बनाओ। (Roll no.31-40)

## COMPUTER

- Learn L-1 AND 2 for PT 1.

Q.1 Difference between a Computer & Human being ( Write any 3 points)

Q.2 Difference between a Desktop computer & a Laptop computer.(Write any 2 points)

Q.3 Write the full form of UPS . What is the use of UPS ?

Q. 4 Draw colour and label

I) Scanner

II) Microphone

III) Printer

IV) Keyboard

V) Mouse

VI) Monitor

VII) CPU

Q.5 Fill in the blanks:

I. Tablet and Smart phone are \_\_\_\_ computers.

II \_\_\_\_\_ computer has a screen which can be rolled up.

III. The result obtained is called \_\_\_\_\_

Q.6. Write True or False:

I) Teachers use computers to make bills.

II) Shopkeeper s use computers to prepare report card.

III) Computers help you to find where you are on the earth through GPS.

IV) Computers help in operation of tickets using the Internet.

V) The computer helps you to send and receive message using E\_ mails and Instant Messenger.

DO IT IN COMPUTER COPY.

- Complete the worksheet given.

## **G.K**

- .Draw a plant and label it:- 1. Collect the different types of leaves and paste in your copy and write their name. [any five]
- Complete the worksheet given.



---

# **WORKSHEETS AND ACTIVITIES**



**5<sup>th</sup> June is World Environment Day. Make it special !!!!**

**Look around you.....What do you see?**

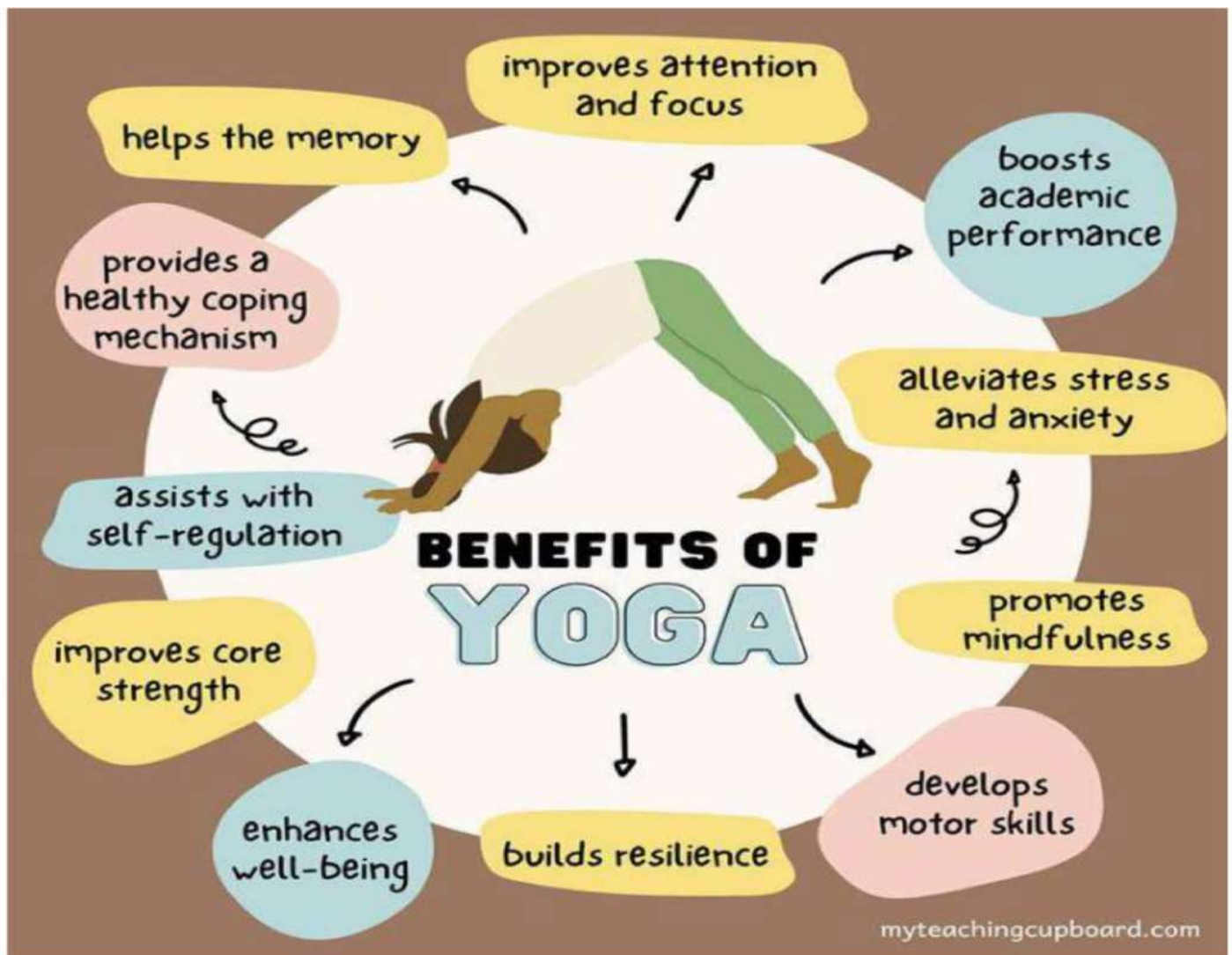
**Boxes , newspapers, jars and bins  
old magazines and cartons , old laces and  
buttons. Remember to use colour and paints  
too, then work your magic hands and create  
something new!!**

**Why waste when you have magic in your hands?**

**Make Best out of Waste!!**



# YOGA SE HI HOGA



Practice some simple Yoga Asanas along with your family members.  
Click your pictures and share the collage with your Class Teacher.

Links-

<https://www.youtube.com/watch?v=CITc2AxYnPY>

<https://www.youtube.com/watch?v=m5AXVQ9OyMo>

<https://www.youtube.com/watch?v=dnUAOKZxsbl>





## ENGLISH

Unseen passage –

1. Read this passage carefully.

Aarti is Manu's best friend. She is getting ready to go to Manu's birthday party in the evening. She bought a big book of stories as a birthday gift for Manu. Aarti wants to wrap it in red paper. She knows that red is Manu's favourite colour. She can't find any red paper. Aarti looks sadly at her mother. Mother told her to wrap the gift in her red scarf. Aarti was delighted!



Now answer the following questions from the above passage:

a. Who is Manu's best friend?

b. Where is Aarti going in the evening?

c. What gift did Aarti buy for Manu?

d. Which is Manu's favourite colour?

e. Change the gender of the following. Choose the word from the passage:

Father: \_\_\_\_\_

f. Choose any one common and one proper noun from the passage.

Common Noun: \_\_\_\_\_ Proper Noun: \_\_\_\_\_





## ENGLISH GRAMMAR

(1) Change the Gender:

Male	Female	Male	Female
Uncle		Grandfather	
Brother		Prince	
Father		Boy	
Son		Cow	
King		Peacock	
Duck		Tiger	

(2) Change the following words from singular into plural.

a. Tax \_\_\_\_\_

b. Chilly \_\_\_\_\_

c. Wife \_\_\_\_\_

c. Peach \_\_\_\_\_

d. Key \_\_\_\_\_

d. Foot \_\_\_\_\_

e. City \_\_\_\_\_

e. River \_\_\_\_\_

(3) Underline the common noun and circle the proper noun.

a. Hockey is my favourite sport.

b. India is a big country.

c. The Nile is the largest river.

d. Akbar was a great king.

e. Mr Mehta is a kind man.

(4) Read these sentences and write S for statement or Q for questions in the blanks.

- a. How old are you \_\_\_\_\_
- b. My sister writes with a red pen \_\_\_\_\_
- c. Who is singing \_\_\_\_\_
- d. The baby is crying loudly \_\_\_\_\_

(5) Rearrange the following words to make meaningful sentences.

a. are They rope jumping

\_\_\_\_\_

b. see I read a cap

\_\_\_\_\_

c. is Who on the sleeping bed

\_\_\_\_\_

d. you sport like do

\_\_\_\_\_

\_\_\_\_\_

(6) Arrange these words in alphabetical order.

a. green yellow red black pink

\_\_\_\_\_

b. foot knee toe hip chin

\_\_\_\_\_

c. tip top turn tap tear

\_\_\_\_\_

## Class II

### SUBJECT : MATHS

**Q1. Complete the following questions from the given hints:-**

162	328	273	184
680	204	127	95
755	827	951	616

**In the table, Can you find?**

A number between 100 and 150	
A number between 900 and 1000	
A number smaller than 100	
A number between 300 and 400	
A number that has 6 tens	
A number that has 5 ones	
A number that has 6 hundreds.	
A number that has 2 digits the same.	
A number with no tens	

**Q2. Write the smallest and greatest number in each set and Arrange them in Ascending order:-**



	Smallest	Greatest	Ascending order
1,3,5,4			
3,0,7,2			
9,8,5,1			
6,7,4,0			
5,9,2,1			
3,6,10,8			

**Q3. Fill in the blanks with <, > or =.**

a) 116 \_\_\_\_ 142

b) 233 \_\_\_\_ 147

c) 203 \_\_\_\_ 349

d) 382 \_\_\_\_ 209

e) 232 \_\_\_\_ 109







f) 159 \_\_\_\_ 240

g) 304 \_\_\_\_ 110

**Q4. Ordinal Numbers. Write the answer and colour them:-**

#### ORDINAL NUMBERS – FIND AND COLOR 5



					
butterfly	spider	beetle	fish	starfish	seahorse

If the butterfly is the first animal...

- 1) Which animal is fourth? \_\_\_\_\_
- 2) What place is the starfish in? \_\_\_\_\_
- 3) What place is the spider in? \_\_\_\_\_
- 4) Which animal is 3rd? \_\_\_\_\_
- 5) Which animal is last? \_\_\_\_\_
- 6) Color the second animal red.
- 7) Color the fourth animal orange.
- 8) Color the first animal yellow.
- 9) Color the 5<sup>th</sup> animal blue.
- 10) Color the third animal black.
- 11) Color the 6<sup>th</sup> animal green.

**Q5. Write the place value of the underlined digit of the given numbers:-**

<u>1</u> 54	<u>5</u> 0	44 <u>7</u>	<u>7</u>	<u>8</u> 43	<u>8</u> 00
34 <u>5</u>	_____	<u>8</u> 94	_____	3 <u>3</u> 4	_____
6 <u>7</u> 4	_____	<u>2</u> 53	_____	4 <u>4</u> 6	_____
4 <u>5</u> 1	_____	<u>3</u> 76	_____	<u>6</u> 25	_____
8 <u>5</u> 5	_____	54 <u>2</u>	_____	<u>1</u> 68	_____
<u>3</u> 69	_____	1 <u>6</u> 4	_____	73 <u>8</u>	_____
<u>4</u> 09	_____	38 <u>9</u>	_____	7 <u>9</u> 9	_____
7 <u>0</u> 7	_____	<u>3</u> 28	_____	8 <u>4</u> 8	_____

**Q6. BRAIN TEASER**

110	809	436	999	429	545	677	500
390	981	541	234	123	632	549	899

**Find the numbers from the grid given above:-**

- (i ) A number in which all the digits are same.
- (ii) A number that has 6 in the hundred's place.
- (iii) A number in which the digit in hundreds house and ones house is same.
- (iv) A number that comes between 109 and 111.



Q6. Put the appropriate sign > or < in between the two given numbers:

i.  $789$  \_\_\_\_\_  $987$

ii.  $999$  \_\_\_\_\_  $99$

Q7. Add the following numbers:

$$\begin{array}{r} \text{(i)} \quad 85 \\ + 14 \\ \hline \\ \hline \end{array}$$

$$\begin{array}{r} \text{(ii)} \quad 385 \\ + 534 \\ \hline \\ \hline \end{array}$$

$$\begin{array}{r} \text{(iii)} \quad 84 \\ + 89 \\ \hline \\ \hline \end{array}$$

## WORKSHEET-2

Q1. Find the sum.

i)  $887 + 965 =$  \_\_\_\_\_

ii)  $268 + 956 =$  \_\_\_\_\_

iii)  $74 + 267 =$  \_\_\_\_\_

iv)  $482 + 658 =$  \_\_\_\_\_

v)  $773 + 389 =$  \_\_\_\_\_

vi)  $624 + 498 =$  \_\_\_\_\_

Q2. Find the product of the following numbers:

i.  $6 \times 5 =$  \_\_\_\_\_

ii.  $5 \times 5 =$  \_\_\_\_\_

iii.  $7 \times 5 =$  \_\_\_\_\_

iv.  $8 \times 5 =$  \_\_\_\_\_

v.  $1 \times 5 =$  \_\_\_\_\_

vi.  $2 \times 5 =$  \_\_\_\_\_

vii.  $2 \times 10 =$  \_\_\_\_\_

viii.  $4 \times 10 =$  \_\_\_\_\_

ix.  $6 \times 10 =$  \_\_\_\_\_

x.  $7 \times 10 =$  \_\_\_\_\_

नीचे दिए गए प्रश्नों के उत्तर लिखिए और चित्र में रंग भरिए ।  
Fill in the blanks and color the picture.



1. यह चित्र ..... का है । (समुद्र तट / बगीचा)

2. आसमान में क्या चमक रहा है ? (चाँद / सूरज)

3. आसमान में क्या उड़ रहे हैं ? (जानवर / पक्षी)

4. कुर्सी पर बैठी लड़की क्या कर रही है । (अखबार पढ़ / सो)

कुर्सी पर बैठी लड़की ..... ।

5. लड़का क्या बना रहा है ? (चित्र / रेत का किला)

लड़का ..... ।


6. बालटी पकड़े लड़के ने सिर पर क्या पहना है ? (टोपी / पगड़ी )

बालटी पकड़े लड़के ने ..... ।

प्रश्न २ मिलान करो- भाषा के रूप

मौखिक भाषा

लिखित भाषा



Class II

SUBJECT : HINDI

प्रश्न १ - चित्र देख कर तीन - तीन पर्यायवाची शब्द लिखो-



-----  
-----  
-----



-----  
-----  
-----



-----  
-----  
-----



-----  
-----  
-----



-----  
-----  
-----



-----  
-----  
-----

सही विलोम शब्द चुनिए :

रात

गंदा

नीचे

उधर

ठंडा

पतला

छोटा

रोना

बुरा

बाहर

अंदर

-

ऊपर

-

गरम

-

दिन

-

मोटा

-

इधर

-

साफ़

-

अच्छा

-

बड़ा

-

हँसना

-



क) निम्नलिखित शब्दों के स्त्रीलिंग लिखो:

१) पिता



२) जादूगर



३) गायक



४) लड़का



५) मित्र



६) दादा जी



७) शेर



८) अध्यापक



९) लेखक



THANK YOU

I'M SORRY

PLEASE

EXCUSE ME

NAME: \_\_\_\_\_

## MIND YOUR MANNERS

Read each situation and list down the proper manners you have to remind yourself. Don't get in trouble!



**A GUEST VISITS YOUR HOME.**

- ★ \_\_\_\_\_
- ★ \_\_\_\_\_
- ★ \_\_\_\_\_
- ★ \_\_\_\_\_



**YOUR TEACHER IS LECTURING.**

- ★ \_\_\_\_\_
- ★ \_\_\_\_\_
- ★ \_\_\_\_\_
- ★ \_\_\_\_\_



**YOUR BABY BROTHER IS SLEEPING.**

- ★ \_\_\_\_\_
- ★ \_\_\_\_\_
- ★ \_\_\_\_\_
- ★ \_\_\_\_\_

Discuss this statement with your peers. What does it mean?  
"Do unto others as you would have them do unto you."

## More About India

### Fill in the blanks:

1. India got independence in \_\_\_\_\_.
2. The first President of India was \_\_\_\_\_.
3. The most populous state in India is \_\_\_\_\_.
4. The largest state of India by area is \_\_\_\_\_.
5. The smallest state of India by area is \_\_\_\_\_.
6. The national animal of India is \_\_\_\_\_.
7. The Taj Mahal is located in \_\_\_\_\_.
8. The newest state of India is \_\_\_\_\_.
9. The highest highway tunnel in India is \_\_\_\_\_.
10. Paste the picture of the current Prime Minister of India.



### Help Box

Dr. Rajendra Prasad, Goa, Rajasthan, Uttar Pradesh,  
Telangana, Royal Bengal Tiger, Agra, 1947,  
Atal Tunnel in Rohtang

Paste the  
picture  
here

## **G.K**

**Project :** Paste 10 different monuments of india on chart paper.

- **Learn these questions**

**(1) Which animal gives us wool?**

Ans- Sheep

**(2) What do we get when water freezes?**

Ans- Ice

**(3) What is a house made of snow called?**

Ans- Igloo

**(4) What kind of clothes do we wear during winter?**

Ans- Woollen clothes

**(5) India has \_\_\_\_\_ states.**

Ans- 28

**(6) What does a caterpillar turn into?**

Ans- Butterfly

**(7) Which Indian city is known as “Pink City”?**

Ans- Jaipur

**(8) Which is the largest cat in the world?**

Ans- Siberian tiger

**(9) Which animal is known as the “ship of the desert”?**

Ans- Camel

**(10) Which planet do we live on?**

Ans- Earth



## Class II

### SUBJECT : COMPUTERS

Children, we learn about uses of computer. Here are some questions based on the various uses of computer. Answer the following questions.

**Q1. Choose the correct answer: -**

1. Which of the following is true about computer?
  - (i) Computer can run
  - (ii) Computer can sing
  - (iii) Computer can eat
  - (iv) We can type on a computer
2. The full form of PC is
  - (i) Process Computer      (ii) Private Computer
  - (iii) Personal Computer      (iv) Perfect Computer

**Q2. Write True and False: -**

1. A desktop computer needs a battery (      )
2. A computer can be used to design clothes (      )
3. A computer can take its own decision (      )
4. Computers are used in banks to keep records  
of the customers and their accounts (      )

**Q3. Answer in one word or a sentence:-**

- A. Computer can store a large amount of .....
- B. A computer can be used to book .....
- C. We can use a computer to draw .....
- D. .... are smaller than desktop computers but larger than tablets.



**Q4. Look at the pictures and write what are they doing on a computer?**



**A.**

.....



**B.**

.....



**C.**

.....

**Q5. Write two uses of computer at school.**


.....  
.....  
.....  
.....

**Q6. Write two places where you have seen a computer.**

.....  
.....

## Which Direction?

Use the compass rose and the diagram of the town to help you fill in the blanks and answer the questions.



1.) The school is \_\_\_\_\_ of the library.

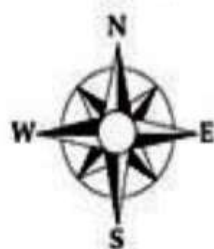
2.) The zoo is \_\_\_\_\_ of the school.

3.) The grocery store is \_\_\_\_\_ of the fire department.

4.) The grocery store is \_\_\_\_\_ of the hospital.

5.) The zoo is \_\_\_\_\_ of the fire department.

6.) The school is \_\_\_\_\_ of the hospital.



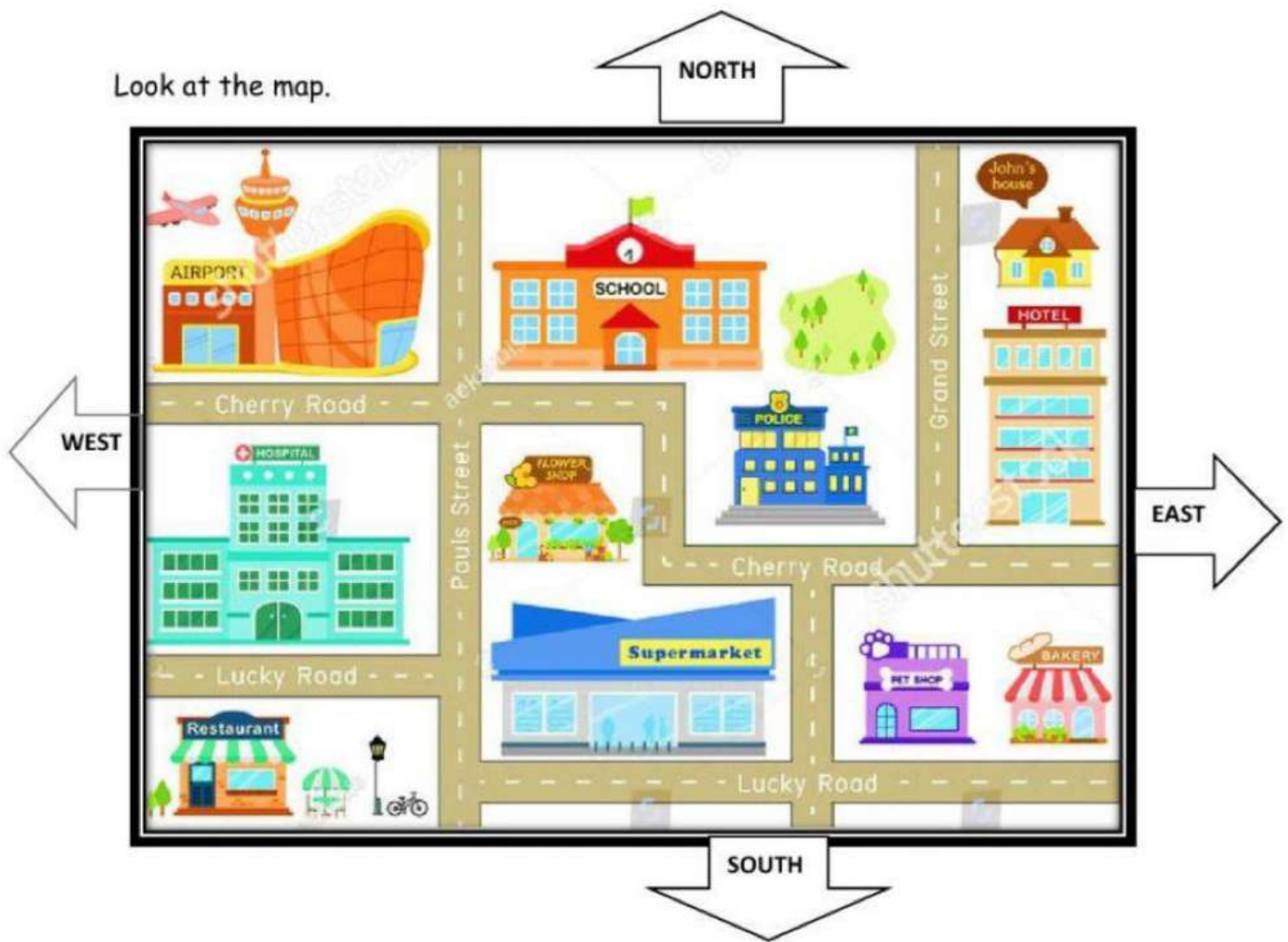
*Frankie Says:*



Stand in a room in your home and help your child figure out which wall is to the north, which one is to the south, and so on. Once the four directions have been identified, have your child follow instructions such as these: "Touch the wall that faces south. Point to the wall that faces north. Walk five steps towards the west. Name the room that is east of where you are." Later, let your child take a turn giving the instructions.

# CARDINAL DIRECTIONS

Look at the map.



1. What is North of the Restaurant? SUPERMARKET HOSPITAL
2. What is West of the Police station? FLOWER SHOP HOTEL
3. What is East of the Pet shop? BAKERY SUPERMARKET
4. What is South of the Airport? SCHOOL HOSPITAL
5. What is South of the Flower shop? POLICE STATION SUPERMARKET
6. What is west of the School? AIRPORT PET SHOP
7. What is East of the Hospital? RESTAURANT FLOWER SHOP
8. What is North of the Hotel? BAKERY JOHN'S HOUSE





<p>MAKE POPSICLES</p>	<p>GO SWIMMING</p>	<p>VISIT AN AMUSEMENT PARK</p>	<p>BUILD A BIRD HOUSE</p>	<p>WRITE A STORY</p>
<p>DO SOMETHING NICE FOR A NEIGHBOUR</p>	<p>LEARN A NEW SKILL</p>	<p>COOK A MEAL</p>	<p>TAKE A NATURE WALK</p>	<p>PLANT FLOWERS</p>
<p>EAT MEXICAN FOOD</p>	<p>WATCH A MOVIE</p>	<p><b>BINGO</b></p>	<p>CLEAN YOUR ROOM</p>	<p>MAKE A BOOKMARK</p>
<p>HAVE A PICNIC</p>	<p>PLAY IN THE SAND</p>	<p>HAVE A FAMILY GAME NIGHT</p>	<p>RIDE A BICYCLE</p>	<p>EXERCISE EVERYDAY</p>
<p>BUY A NEW TOY/ DRESS</p>	<p>LEARN TO PLAY AN INSTRUMENT</p>	<p>GO FOR GROCERY SHOPPING</p>	<p>WATCH THE STARS</p>	<p>MAKE NEW FRIENDS</p>

On the last day of your splendid vacation, run down your memory lane and colour the squares after you complete the given tasks.

If you complete all the tasks, then hit a **BINGO!**