

**SANT NIRANKARI PUBLIC  
SCHOOL, TILAK NAGAR**

**CLASS- PRE-PRIMARY**

**SESSION 2025 -2026**

**SUMMER VACATION**

# HOLIDAY HOMEWORK





Summer is messy,  
Summer is fun,  
Trips to the beach,  
In the hot, hot Sun,  
Let's give summer,  
A big fat cheer!  
Summer is the best time of the year.

Dear Parent,


Children are born with natural curiosity and inquisitiveness about the world around them. It is important for us to help them keep this spark alive and to make learning fun.

Summer Vacation is just round the corner, let every moment of this vacation be a time to unite, connect and enjoy beautiful moments with your child.



# **INSTRUCTION**

- 1. Take the printout and do all the given worksheets to show that you know everything.**
- 2. Holiday homework will be evaluated and will have weightage.**
- 3. All the holiday homework should be well labelled.**
- 4. Make a separate notebook (3 in 1) and do all the written practice in it. And cover the notebook with pink sheet.**



## How to do this activity

### A. Materials you need

- [picture frame](#)
- acrylic paint
- [rocks](#)
- family picture
- [hot glue](#)
- [acrylic paint marker](#)

The adult will do this part of the project. You will hot glue the rocks they have found to the sides of the picture frame.

Then, the kids can write “my daddy rocks” on the frame using an acrylic paint marker. These markers show up great, especially on dark colors!

Add a special picture of the kids and their dad! He will love adding this to his office or around the house.



# HAPPY INTERNATIONAL YOGA DAY (21ST JUNE)

Do yoga with your family members and send us the picture

## KIDS YOGA



Easy Pose  
( Padmasana )



Tree



Triangle



Bridge



Seated Twist



Plank



Dancer



Ragdoll



Mouse



## GENERAL AWARENESS

### Encourage "Personal hygiene"

- Brushing your teeth twice a day.
- Washing hands before and after meals.
- Get your nails clipped from mama and keep them clean
- Put used clothes in laundry basket.



## GENERAL KNOWLEDGE

Learn the given five lines on "Myself" thoroughly.

1. My name is .....
2. I am a Boy/Girl.
3. I am four/five years old.
4. I live in Delhi.
5. I study in Sant Nirankari Public School.

Learn the rhyme –

**"Reduce Reuse Recycle".( <https://youtu.be/AOvcW8l3RzE> )**

Learn the following questions –

1. What is your father's name?
2. What is your mother's name?

3. Where do you live ?
4. What is the name of your school?
5. What is the name of your country?
6. How many sense organs do we have?

Name them. Also make your child learn the phone numbers of their father and mother.

## **PRACTICE WORK**

### **ENGLISH**

- A to Z ( 4 Times )
- a to z ( 4 Times)
- Do practice of vowel A words ( ag, am, ap words) ( 3 times each )

### **हिन्दी**

- स्वर का अभ्यास ( अ से अः ) ( 4 times )
- व्यंजन का अभ्यास करो ( क से ज तक ) ( 4 times )

### **MATHS**

- Counting 1 to 60 ( 2 times )
- Backward counting 20 to 1 ( 2 times )
- After and between numbers upto 50 (2 times each )

### **CRAFT TIME**

- Make flash cards on vowel a sound words. (Roll no :1-9)
- Make a beautiful family tree on A3 size sheet.( Roll no: 10- 17)
- दो अक्षर वाले शब्दों का चार्ट बनाओ । ( Roll no: 18 -25)
- तीन अक्षर वाले शब्दोंका चार्ट बनाओ । (Roll no: 26 – 33)

**ENGLISH**


COMPLETE THE WORD WITH VOWEL A..




b\_g



b\_t



h\_m



f\_n




c\_t



m\_p



p\_d



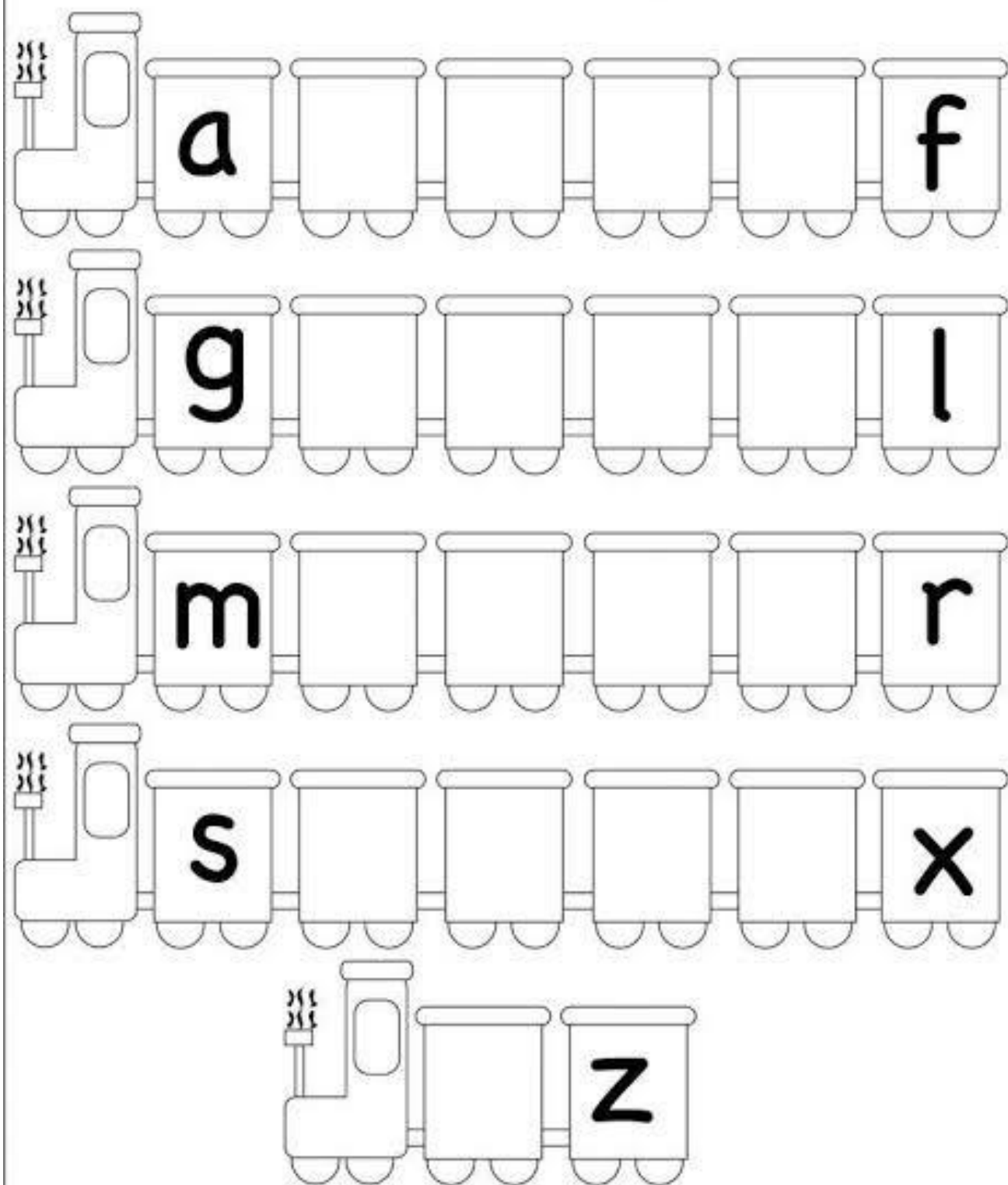
t\_g



m\_d



# Finish the alphabet.



## हिन्दी

चित्र के पहले अक्षर को ढूँढ़कर गोला बनाइए-



आ अ ऊ इ



इ ई ऊ ए



उ ऊ ई इ



आ उ इ ऊ



ऊ अ ऊ इ

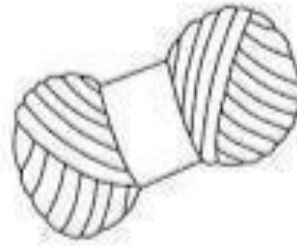


ऊ ई आ अ

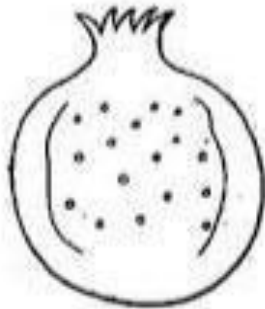
चित्र देखकर पहला अक्षर लिखे और रंग भरों



\_\_\_\_\_



\_\_\_\_\_



\_\_\_\_\_



\_\_\_\_\_



\_\_\_\_\_



\_\_\_\_\_



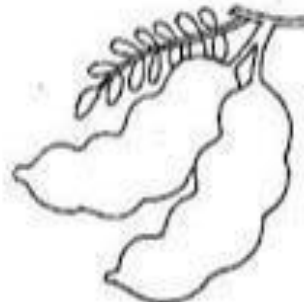
\_\_\_\_\_



\_\_\_\_\_



\_\_\_\_\_



\_\_\_\_\_



## MATHS

### Complete the Counting from 1 to 50 :-

10 20 30 40 50

WRITE WHAT COMES AFTER:

12

34

19

27

8

36

42

49

22

38

15

45

24

39

47

19

# Creativity Time

Let's try hands on some activities  
And create your own beautiful  
creations. Do the craft work  
according to the roll numbers .

1-15- wall hanging



16-30- seed craft



31-50- pencil shaving/ colour waste  
craft





